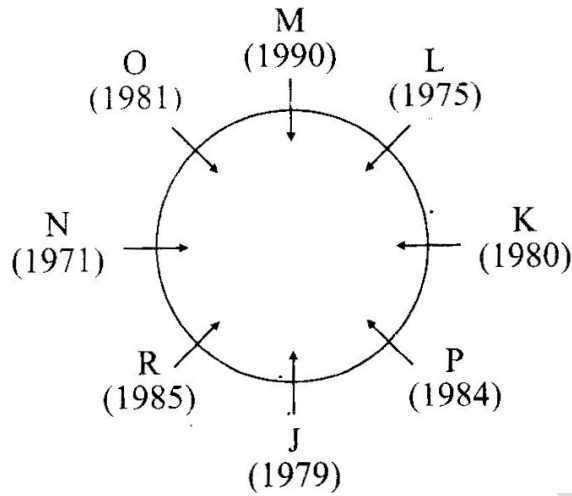


### Puzzle-2 (circle) Solution

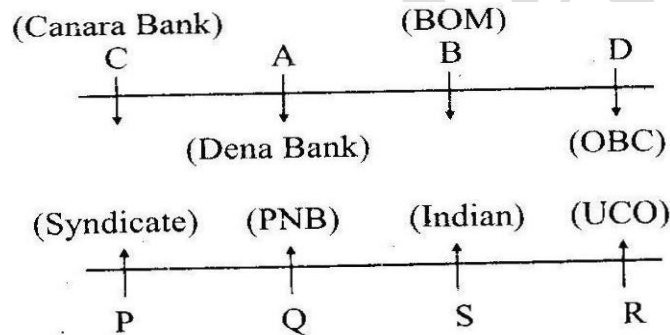
**Solution**

**Question No. 1-4:**



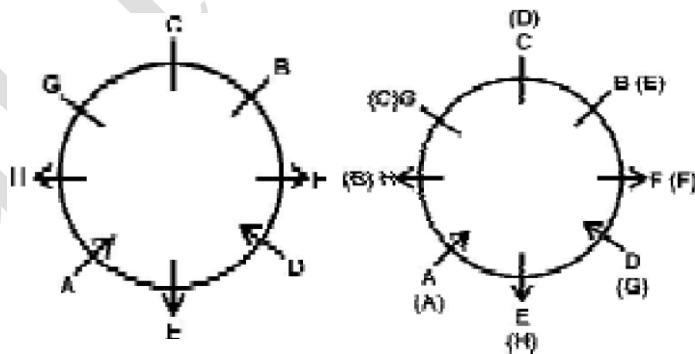
1.(b), 2.(a),3.(d),4.(e)

**Question No. 5-11**



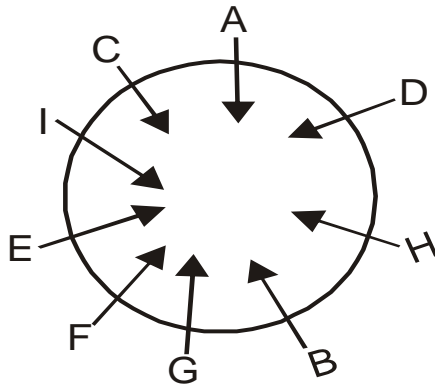
5.(b),6.(e),7.(d),8.(a),9.(d),10.(d),11.(c)

**12-17.**



12. (A), 13. (C), 14. (B), 15. (C), 16. (B), 17. (A)

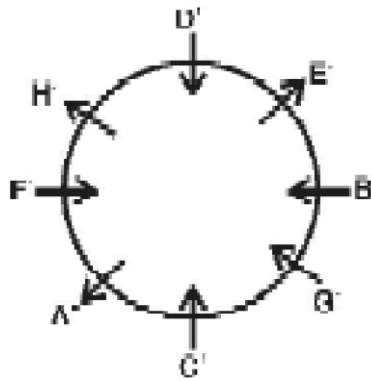
**18-22.**



18. C 19. A 20. B 21. D, All other pairs face inward.

22. E

**Directions 23-26. :**



+ represents a male – represents a female

23. (C), 24. (B), 25. (A), 26. (B)